

UNIVERSAL COMBINATION SEED DRILL – THE CHAMPION'S CHOICE

Junkkari **MAESTRO** *Plus*



**Unequaled
technology
awaits its user.**

Methods change and soil types vary.

Maestro responds to the challenges.

Versatile and adaptable

◆ Maestro is a combination seed drill with a modular structure. It can be equipped for various soil types and is easily modified to accommodate the farmer's requirements.

Direct to stubble drilling protects the soil structure, cuts down on costs and saves time for farmers. After a wet harvest, there is often a need to process the tracks that the machines have created. On hard soil types, minimum tillage is often the best option. On deep soil and peat grounds, the moved soil is enough to guarantee fast defrosting in the spring. If you use the conventional seeding method, Maestro's properties are also at the top of its class.

Maestro Plus drills the seed and fertiliser into the same row through the same coulter. Separate fertiliser coulters can be installed for conventional fertiliser placement. With disc cultivators or different front leveller combinations, Maestro's minimum tillage and direct drilling properties become even better.

Exceptional organic seed drill

◆ Because it uses the same coulter for all the drilling, Maestro can also seed grains and nitrogen-binding plants simultaneously.



Junkkari MAESTRO *Plus*

Simultaneous ripening

◆ From the coulter to the following harrow, Maestro is built to produce a very precise seed depth. In addition, the formed surface water grid maintains a steady total humidity level, in which the crops then ripen simultaneously.



Higher profit with smaller expenses

Maestro's accurate fertiliser placement saves money and the environment.

Wise on land and wise at sea

Traditional, extensive fertilisation increases the eutrophication of waterways and seas.

In Scandinavia, Finland has been a forerunner in fertiliser placement for decades now.

Maestro is wisely Finnish.



Soil types vary and Maestro adapts.

Durability and precision.

For work that requires durability...

◆ Maestro's frame is self-supporting, so that it can accommodate a versatile range of equipment. The frame and its components have been designed with the expansion needs of farms in mind.

Maestro Plus offers durable technology for demanding use.

The traditional wedged disc coulters that were developed by Junkkari maintains an even sowing depth. It also precisely places the correct amount of fertiliser, because the seed and fertiliser are placed in the same coulters.

Maestro Plus can also be equipped with serrated fertiliser disc coulters that enable conventional fertiliser placement.

...and precision

◆ The seed side metering devices feature two separate studded rollers.

Thanks to these two rollers, the seed rates can be accurately selected from 1.5 kg/ha upwards.

Sowing depth is regulated with Maestro Plus by adjusting the lifting cylinder length. The depth is measured at the correct position, where the seed drops, in turn making the measurement exceedingly accurate. The wedge-shaped collar of the coulters maintains an even sowing depth, and does not have to be adjusted during driving. The coulters pressure can be adjusted in a range from 6-140 kg.



The separately weighed support wheels distribute the machine's weight out evenly throughout the seeding width. The packer wheels follow the contours of the field closely, ensuring that the seed has good contact with the soil and retaining excellent starting moisture.

The adjustable harrow loosens the field surface and divides its aggregate structure correctly, thereby decreasing moisture evaporation and soil silting.

Easy to use and maintain

◆ The coulters have maintenance-free bearings that endure twisting due to their structure, which is similar to car bearings. Changing a single packer wheel and checking its air pressure is also effortless.

The large capacity reduces the filling times and expedites the work. The adjustable inner wall makes it easy to change the capacity ratio of the seed and fertiliser.

Larger crops with less work and fewer equipment purchases

The most important feature with Maestro Plus is seemingly simple, but it is at the top of its class: The foundation for successful sowing is a sturdy coulters with large and wear-resistant coulters discs.

All of the technical solutions in Maestro aim at the simultaneous ripening of crops. The sowing depth is measured at the exact location where the seed is dropped. It is not affected by the height of any other machine structure, such as the front or rear tyres, in turn preventing sowing depth changes even in uneven conditions.

When the total moisture balance of the soil is correct, there is no need for extra equipment purchases or crust breaking.

It is best for one to do the work right the first time.



Standards of the master...



1. The Wizard control unit controls the work and indicates the work progress. With it, you can follow the drive speed and two area readings. The readings can be reset separately. The Wizard features a gearbox monitor control unit, which is the only product in this class in the world.

The hopper level sensors and feed axle metering shaft sensors set off an alarm, if the hopper is about to become empty or if there is a seed metering error. The Wizard controls the hydraulic track markers and the tramline marker. You can choose the optimal system automation for the tramline marker according to the sprayer width.

2. The spring loaded, self opening cover makes the hopper filling faster.




3. Accurate seed metering equipment. The seed side metering device utilises stud feeding. The seed metering is adjusted by changing the studded roller rotating speed. For small seeds, there is a separate studded roller that guarantees an even and reliable metering, even with very small seed quantities. The fertiliser side uses the similar metering device with specially designed roller and bottom flap.

4. The metering rotation speed adjustment is stepless, fast and easy.

5. The serrated wedged disc coulter. Maestro Plus's fixtures include a combination coulter that was developed from Junkkari's traditional wedged disc coulter. It places the seed and the fertiliser in the same seed furrow. The coulter's cutting disc is manufactured from special-alloy steel, and is annealed and serrated. The coulter pressure can easily be adjusted between 6 and 140 kg with the adjustment sheets. The row distance measures 12.5 cm.

6. The hydraulic track marker marks the centre of the next track. It can be used with the Wizard manual and automatic drive, depending on the situation.

7. The adjustable following harrow loosens the soil behind the packer wheels. The formed aggregate structure prevents the moisture from evaporating on hot days and the soil from silting during heavy rain.



...and its accessories.



8. **Wizard Plus** has all the functions of the Wizard as well as fertiliser remote control. The selected kilogramme amount can be viewed on the screen.

9. Maestro Plus can be ordered **also with ISOBUS**. Then it can be controlled directly with tractor's ISOBUS terminal.

10. Maestro can be equipped with **separate fertiliser coulters**, should you desire to use conventional fertiliser placement, in which you can install the coulters on the machine at any time.

11. The traditional Junkkari **single row front leveller** with a hydraulic work depth adjustment.

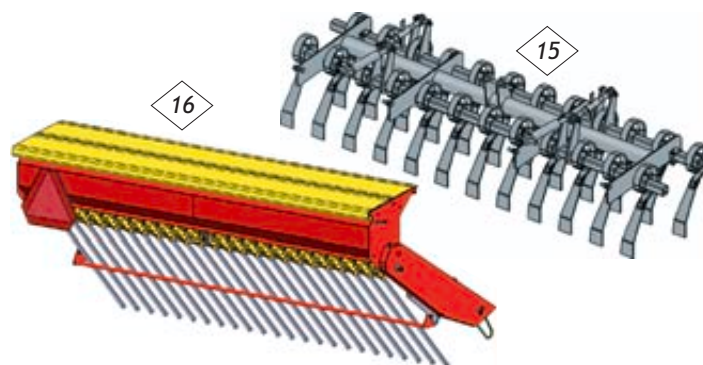

12. The traditional Junkkari **front packer**. Levels the sowing surface and increases machine stability during sowing. Not recommended for cultivators with wavy discs.

13. The cultivator with **wavy discs** acts as a cutting disc for the seeding coulters and crumbles the soil structure in the rows. Recommended for direct drilling and minimum tillage sowing, if there is not enough coulter pressure. Hydraulic weighing of the discs.

14. The cultivator with **ploughing discs** processes the field surface to be at the correct sowing depth. Hydraulic adjustment of the pressure/work depth.

15. The **double row front leveller** is suitable for stony conditions. It works exceptionally well on light and organic soils. Hydraulic adjustment of the work depth. The angle between the rows (work depth) is adjustable. The mounting points in Maestro are standard equipment. The side plates are standard equipment.

16. A **small seed/start box** is mounted onto the back of the machine. The top-wide shape makes it user-friendly. Maestro places the fertiliser and seed in the same row. The start box can be used for precision adjustment in addition to basic fertilising (e.g. micronutrients).



Junkkari MAESTRO *Plus*

TECHNICAL SPECIFICATIONS	MAESTRO Plus 3000	MAESTRO Plus 4000
Working width	300 cm	400 cm
Row distance (seed and fertiliser in the same furrow)	12.5 cm	12.5 cm
Row distance with separate fertiliser coulters		
- Seed	12.5 cm	12.5 cm
- Fertiliser	25 cm	25 cm
Hopper capacity	4 200 l	5 700 l
- Seed maximum	3 180 l	4 280 l
- Fertilizer minimum	970 l	1 340 l
- Seed minimum	1 950 l	2 620 l
- Fertilizer maximum	2 200 l	3 000 l
Loading height	208.5 cm	208.5 cm
Tyres	7.50- 16" 6 ply	7.50- 16" 6 ply
Weight when empty	3 050 kg	3 700 kg
Total width	300 cm	400 cm

STANDARD EQUIPMENT

Wizard control unit with:

- Area metre	*	*
- Speedometer	*	*
- Hopper level sensors	*	*
- Tramline marker	*	*
- Track markers	*	*
- Feed axle metering shaft sensors	*	*
- Equipment sensor	*	*
Fertilizer sieve	*	*
Seed side mixing axle	*	*
Platform and steps on the front and back	*	*
Following harrow	*	*
Lights and reflectors	*	*
Self-opening top cover	*	*
Combination coulters	24 pcs	32 pcs




Partnership between professionals



For the past six decades, Junkkari has been known as the brand that you can trust. Today, Junkkari Oy is one of the largest agriculture and forestry machine manufacturers in Finland, and is a part of the MSK Group.

This earned trust has come from our determined work in developing our products as well as intently listening to our customers. Our success also results from your success. We shall continue with these same principles in the coming decades.



Manufacture

Junkkari Oy, FI-62375 Ylihärmä, Finland
Tel. + 358 10 480 2200 ♦ Fax + 358 10 480 2295
E-mail: junkkari@msk.fi
Internet: www.junkkari.fi

Sales